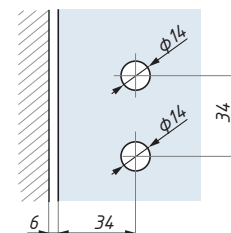
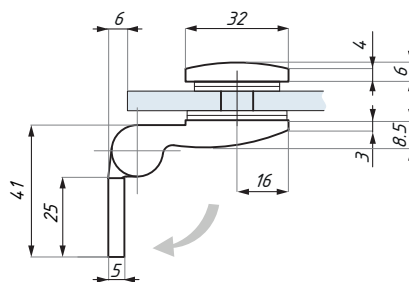
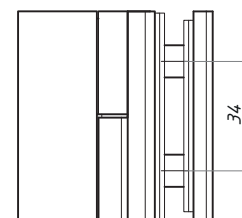
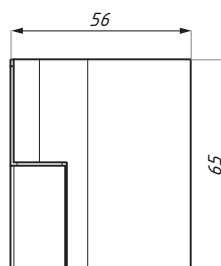


TTU90-OSLH

Zvedací závěs levý 90° (zeď - sklo), boční montáž
Lifted hinge 90°- left (wall to glass) offset fixing plate



Příprava skla
Glass preparation



Kód / Code

TTU90-OSLH PC

Povrch / Finish

lesklý / polished

TTU90-OSLH SC

matný / satin

materiál: mosaz

material: brass

tloušťka skla (mm): 6; 8

glass thickness (mm): 6; 8

max. váha skla na pár (kg): 40

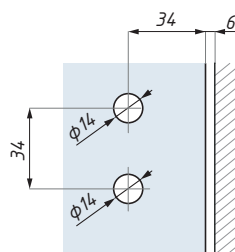
max. door weight per pair (kg): 40

doporučený utahovací moment (Nm): 10

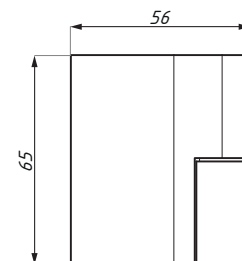
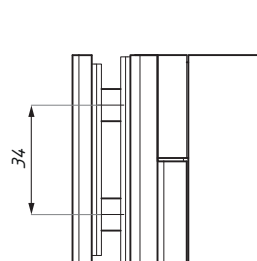
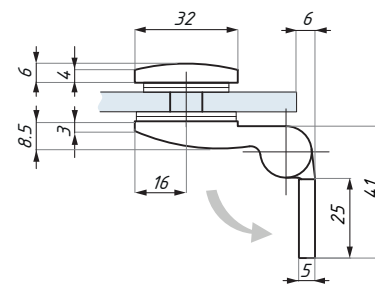
recommended torque force (Nm): 10

TTU90-OSRH

Zvedací závěs pravý 90° (zeď - sklo), boční montáž
Lifted hinge 90°- right (wall to glass) offset fixing plate



Příprava skla
Glass preparation



Kód / Code

TTU90-OSRH PC

Povrch / Finish

lesklý / polished

TTU90-OSRH SC

matný / satin

materiál: mosaz

material: brass

tloušťka skla (mm): 6; 8

glass thickness (mm): 6; 8

max. váha skla na pár (kg): 40

max. door weight per pair (kg): 40

doporučený utahovací moment (Nm): 10

recommended torque force (Nm): 10